



CITY OF ARANSAS PASS

AGENDA MEMORANDUM

City Council Meeting of December 20, 2021

Date: December 15, 2021

To: Mayor and City Council

From: Sandra Garcia, Director of Finance
sgarcia@aptx.gov

Title: Financial Report for the Month Ending October 2021

PURPOSE: Present Financial Report.

BACKGROUND AND FINDINGS:

General Fund

Expenditures were greater than revenues for the month.

Debt Service Fund

Actual revenues were greater than budgeted revenues for the month.

Water & Sewer Fund

Revenues were greater than expenditures for the month.

Harbor

Revenues were greater than expenditures for the month.

Aquatic Center

Expenditures were greater than revenues for the month. The Aquatic Center is closed during this time of year.

Civic Center

Expenditures were greater than revenues for the month.

Hotel/Motel Fund

Expenditures were greater than revenues for the month. Taxes are collected quarterly.

Overall

Actual expenditures exceeded actual revenues by \$254,515 for the month.

City of Aransas Pass
Financial Summary Report
Month Ending October 31, 2021

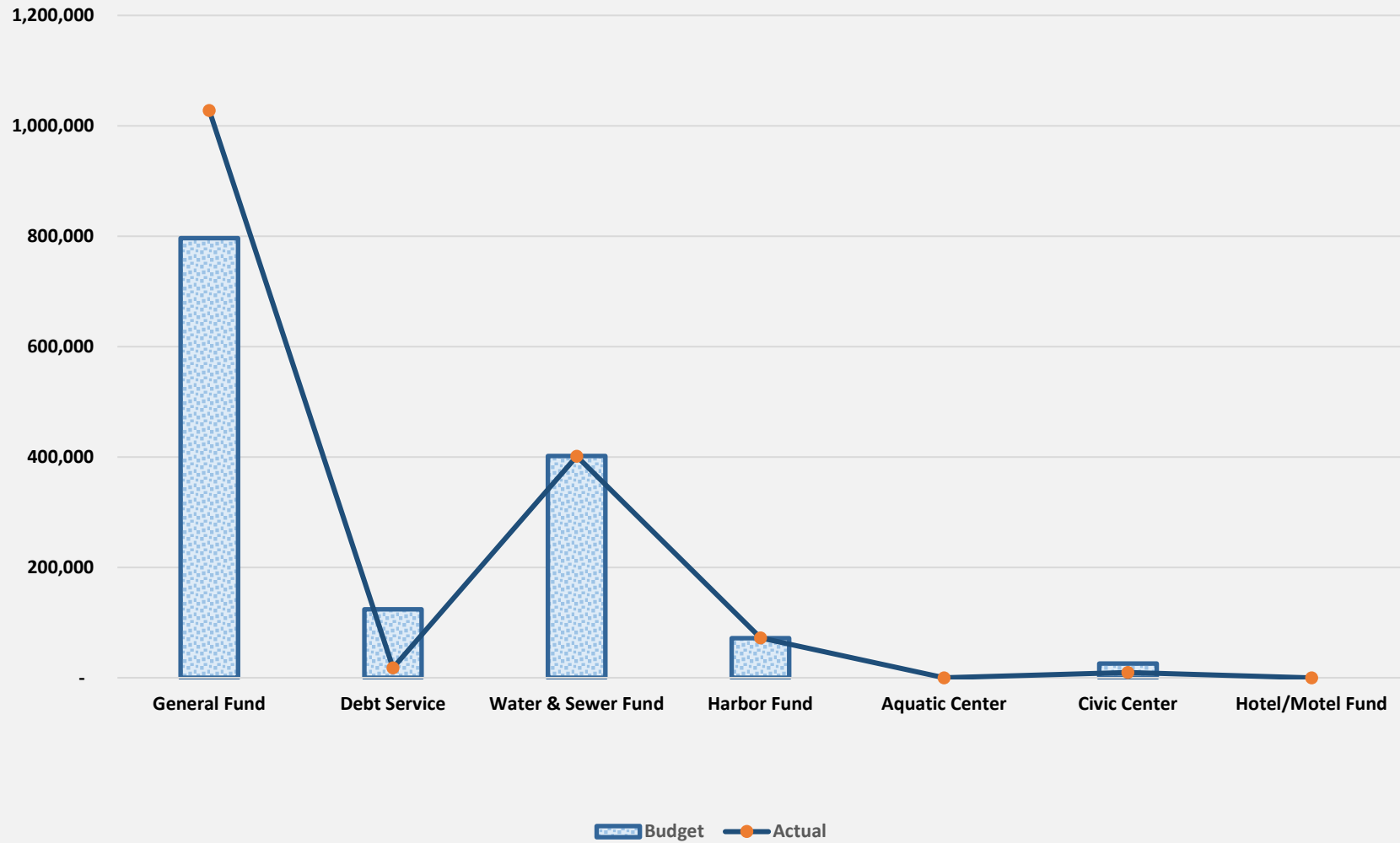
	Budgeted	Actual	Variance	Annual Budget	YTD Actual	Remaining Budget %*
General Fund						
Revenue	796,278	1,027,988	231,710	11,104,973	1,027,988	90.74%
Expenditures	1,010,382	1,344,821	334,438	11,286,922	1,344,819	88.09%
	<u>(214,105)</u>	<u>(316,833)</u>	<u>(102,728)</u>	<u>(181,949)</u>	<u>(316,831)</u>	
Debt Service Fund						
Revenue	123,856	17,652	(106,204)	2,340,945	17,652	99.25%
Expenditures	-	500	500	2,342,674	500	99.98%
	<u>123,856</u>	<u>17,152</u>	<u>(106,704)</u>	<u>(1,729)</u>	<u>17,152</u>	
Water & Sewer Fund						
Revenue	401,857	401,496	(361)	5,536,009	401,496	92.75%
Expenditures	356,846	333,031	(23,816)	5,009,486	333,031	93.35%
	<u>45,011</u>	<u>68,465</u>	<u>23,454</u>	<u>526,523</u>	<u>68,465</u>	
Harbor Fund						
Revenue	71,566	72,137	571	395,370	72,137	81.75%
Expenditures	15,331	11,323	(4,008)	394,918	1,133	99.71%

	Budgeted	Actual	Variance	Annual Budget	YTD Actual	Remaining Budget %*
	56,235	60,815	4,579	452	71,005	
Aquatics Center						
Revenue	-	-	-	404,290	-	100.00%
Expenditures	35,413	20,816	(14,598)	409,525	20,816	94.92%
	(35,413)	(20,816)	14,598	(5,235)	(20,816)	
Civic Center						
Revenue	25,708	9,340	(16,368)	308,500	9,340	96.97%
Expenditures	40,064	64,907	24,843	391,966	64,907	83.44%
	(14,355)	(55,567)	(41,211)	(83,466)	(55,567)	
Hotel/Motel Fund						
Revenue	-	3	3	240,000	3	100.00%
Expenditures	17,833	7,735	(10,098)	214,000	7,735	96.39%
	(17,833)	(7,732)	10,102	26,000	(7,732)	
Overall						
Revenue	1,419,265	1,528,616	109,352	20,330,087	1,528,616	92.48%
Expenditures	1,475,870	1,783,131	307,261	20,049,491	1,772,939	91.16%
	(56,605)	(254,515)	(197,910)	280,596	(244,323)	

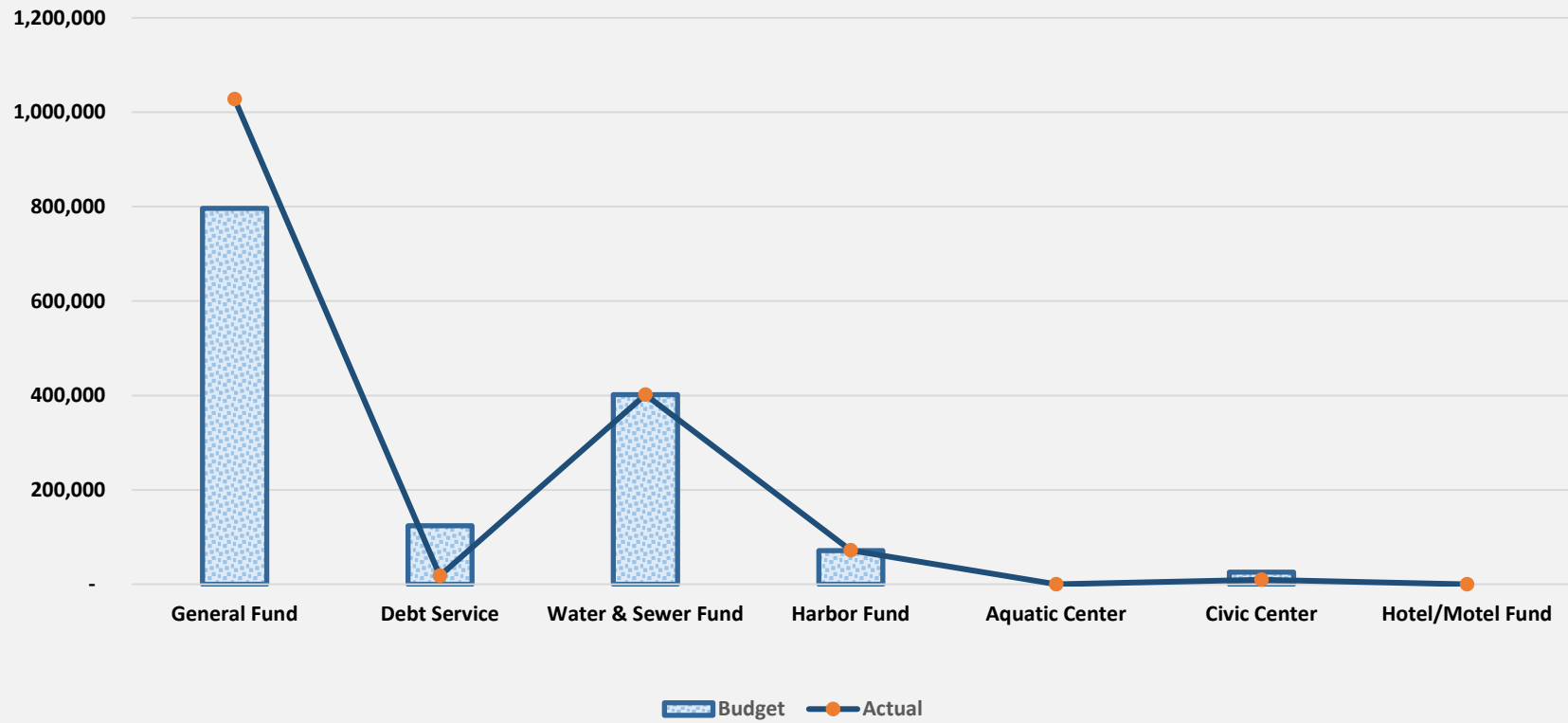
*The remaining budget percent for Revenues should be 91.67% or less to be on track with budgeted revenues.

*The remaining budget percent for Expenditures should be 91.67% or greater to be on track with budgeted expenditures.

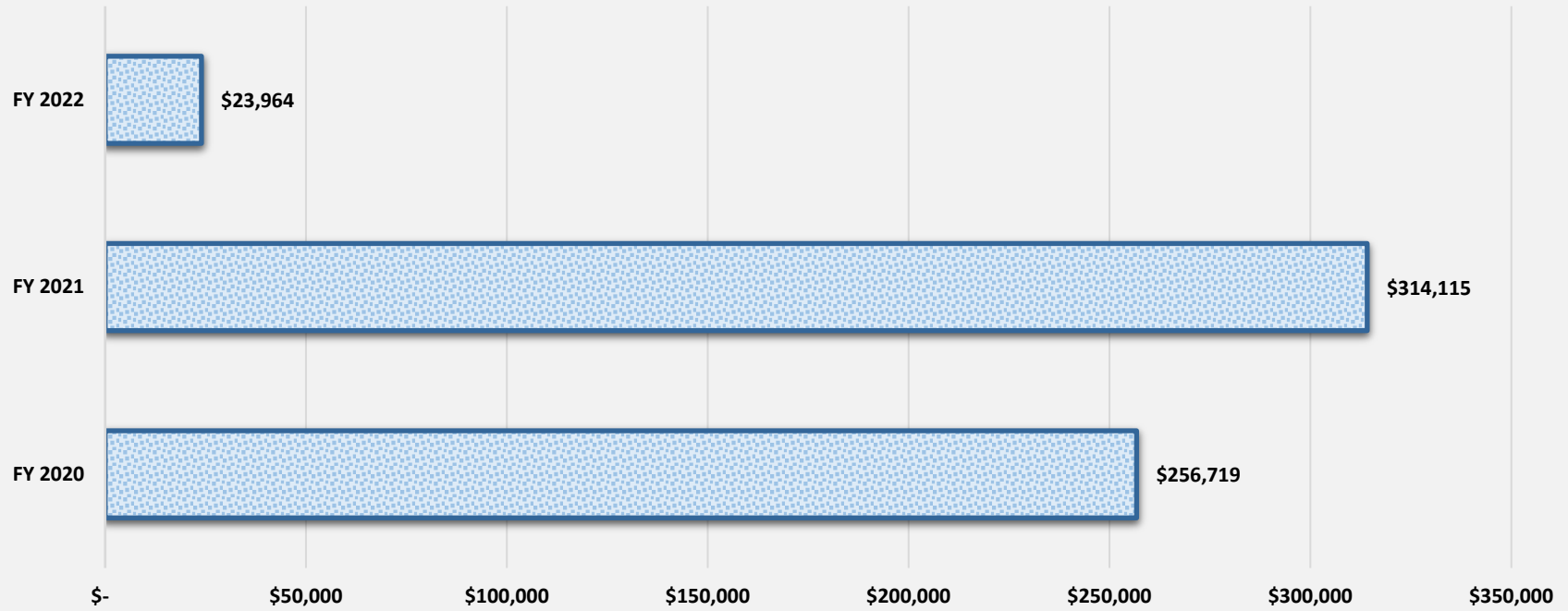
**CITY OF ARANSAS PASS
REVENUES
BUDGET VS ACTUAL
FOR THE MONTH OF OCTOBER 2021**



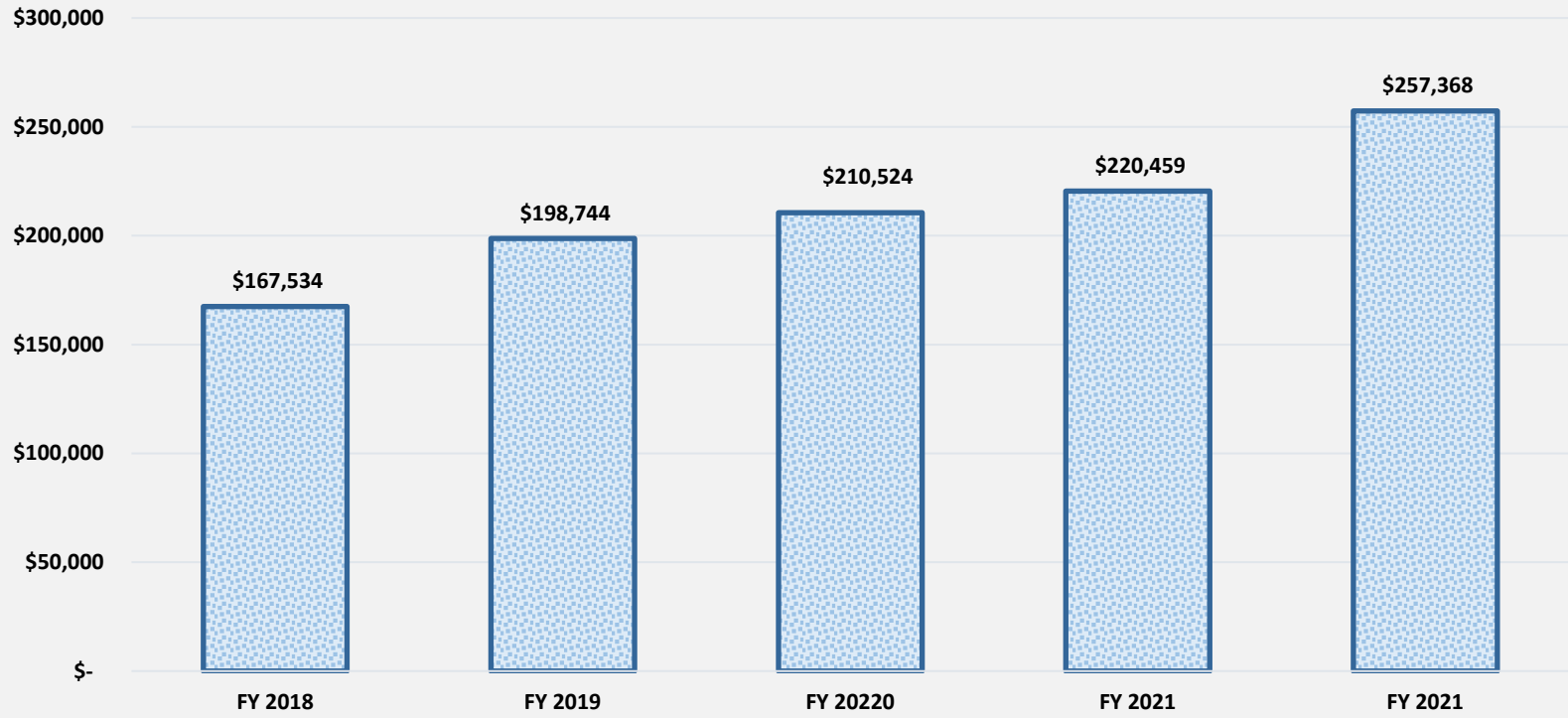
**CITY OF ARANSAS PASS
EXPENDITURES
BUDGET VS ACTUAL
FOR THE MONTH OF OCTOBER 2021**



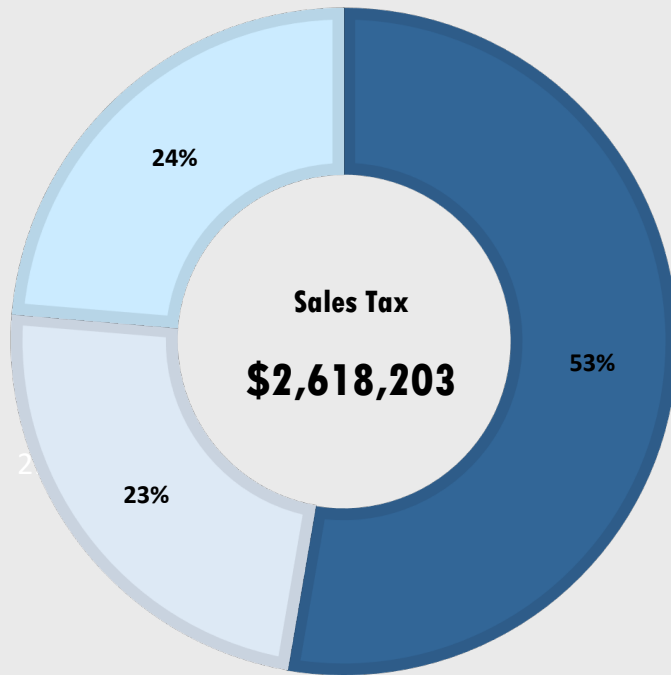
CITY OF ARANSAS PASS
PROPERTY TAX COLLECTED
OCTOBER 1, 2021 - OCTOBER 31, 2021



City of Aransas Pass
Sales Tax Collected
October 1, 2021 - October 31, 2021



City of Aransas Pass
Sales Tax Collected
October 31, 2021 - October 31, 2021



City of Aransas Pass
\$ 257,368

MDD
\$ 115,260

CCPD
\$ 115,669

City of Aransas Pass Water Customers Comparison for October

